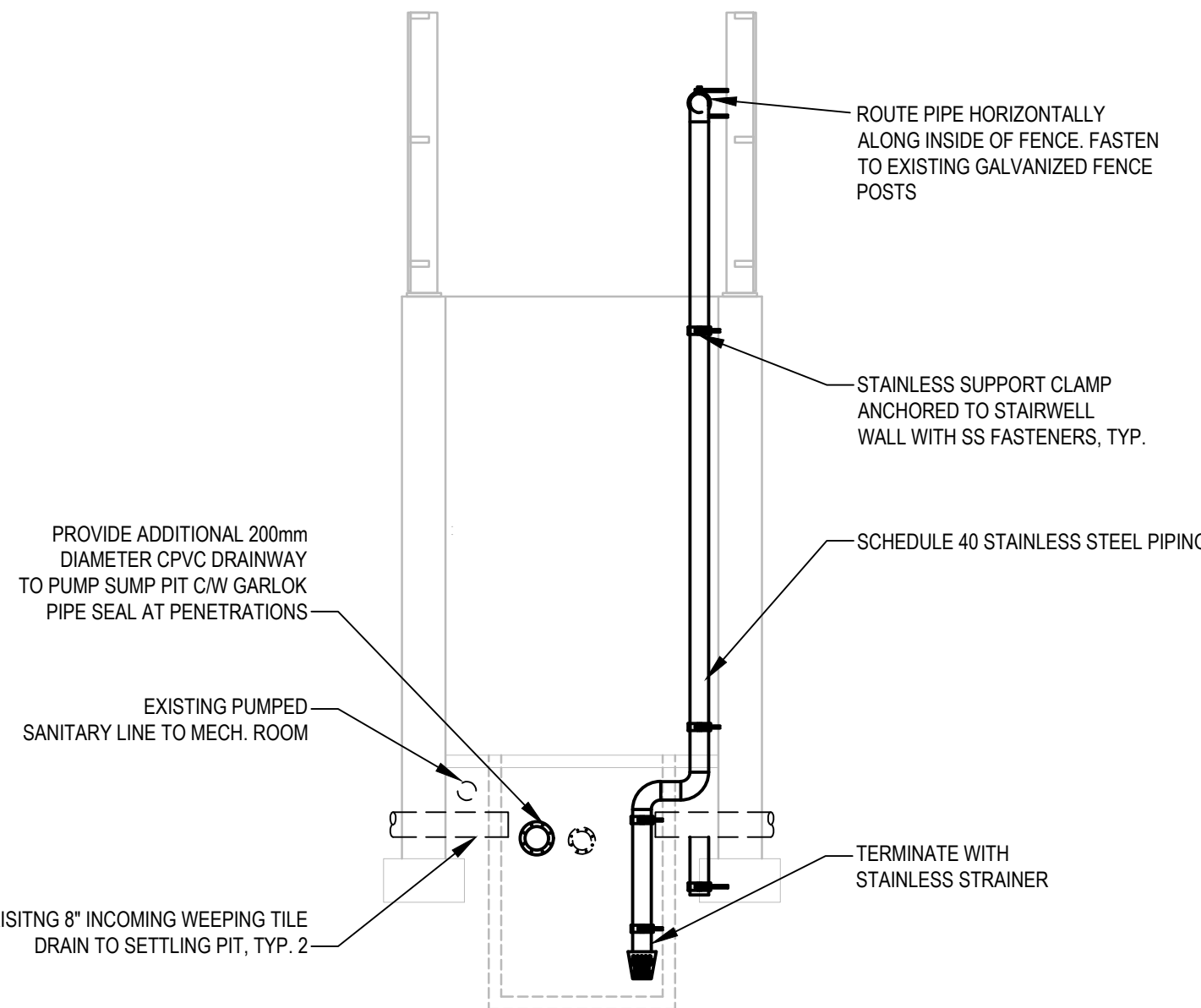
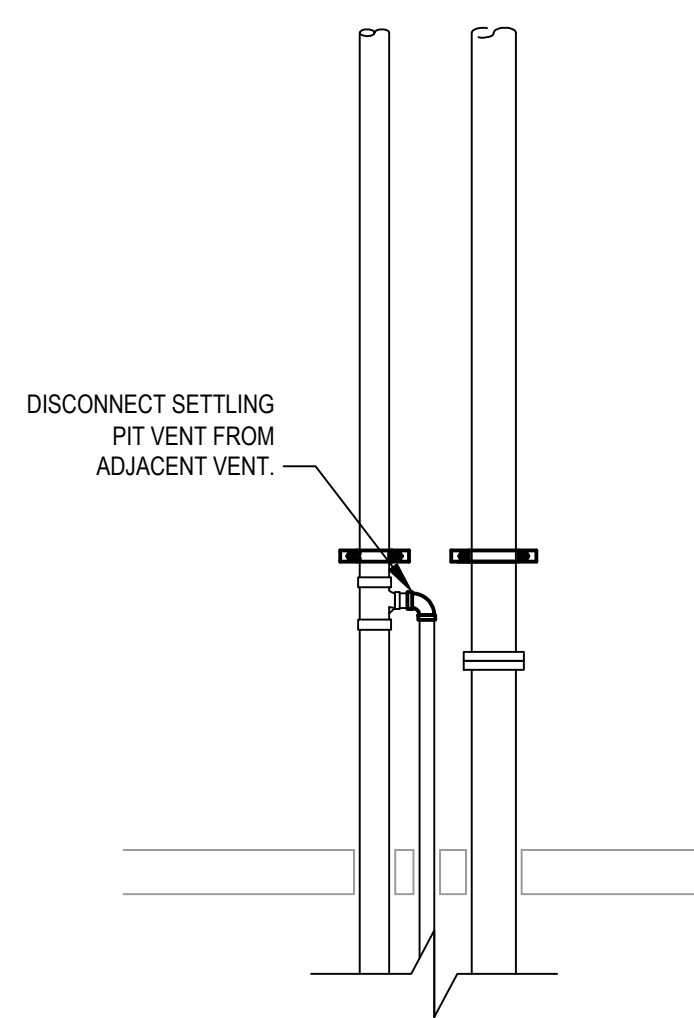


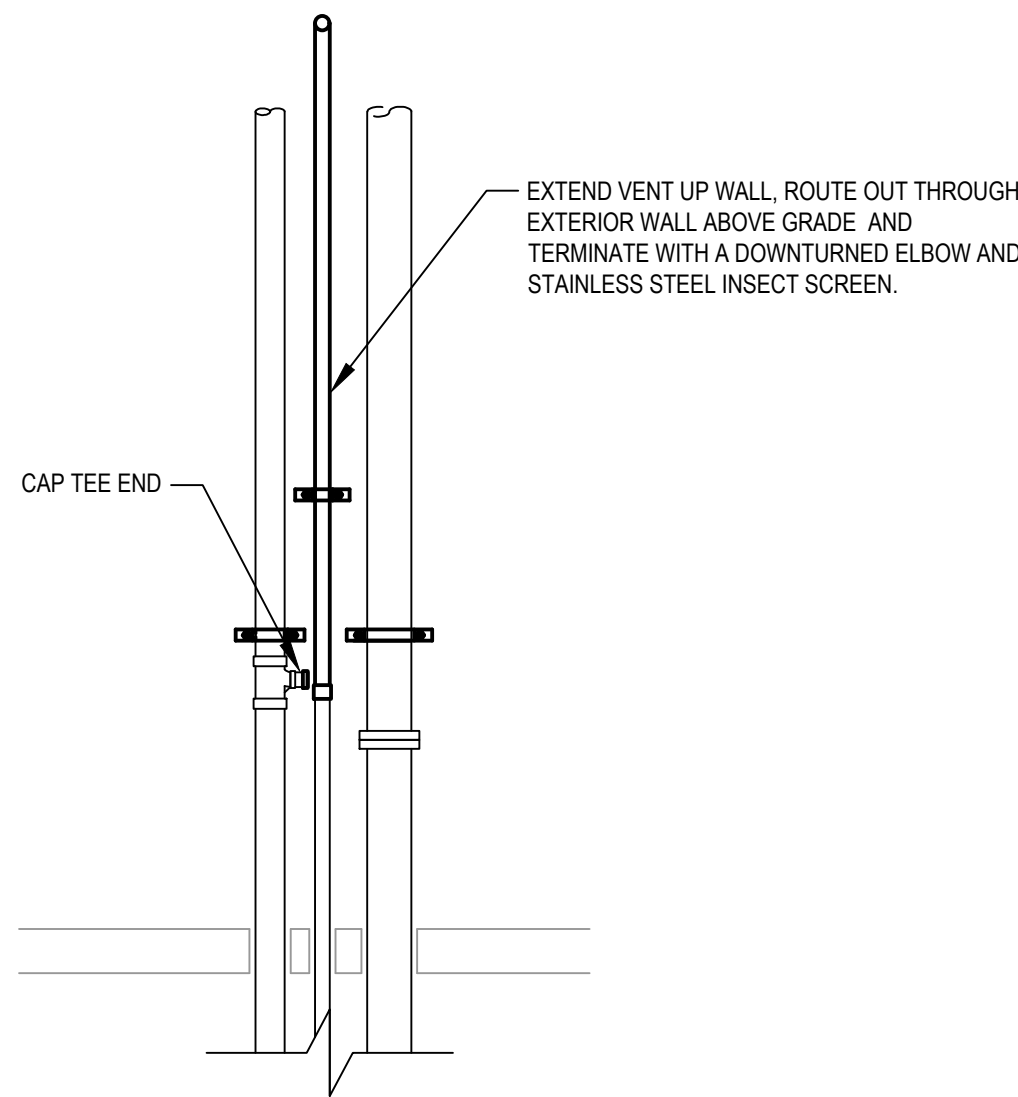
PLAN - BASEMENT
1:100



SETTLING PIT - ELEVATION
1:50



BASEMENT ELEVATION - DEMO
1:25



BASEMENT ELEVATION - NEW
1:25

MECHANICAL NOTES:

1. GENERAL:
 - 1.1. SCOPE OF WORK: MECHANICAL CONTRACTOR'S SCOPE CONSISTS OF THE SUPPLY OF ALL LABOUR, MATERIALS, PERMITS, TOOLS, EQUIPMENT, TRANSPORTATION, TESTING, AND CLEANING REQUIRED FOR THE COMPLETE INSTALLATION OF THE WORK INDICATED ON THE DRAWINGS.
 - 1.2. EXCEPT WHERE DIMENSIONED, DRAWINGS INDICATE GENERAL MECHANICAL LAYOUTS ONLY AND ARE DIAGRAMMATIC IN NATURE. DO NOT SCALE DRAWINGS.
 - 1.3. CODES & STANDARDS: THE CONTRACTOR SHALL COMPLY WITH ALL REGULATIONS OF THE AUTHORITY HAVING JURISDICTION AND APPLICABLE CODES. IT IS NOT THE INTENTION OF THESE DRAWINGS AND SPECIFICATIONS TO RETERATE THE APPLICABLE CODES. WHERE THERE IS A CONFLICT BETWEEN STANDARDS AND OTHER CITED REFERENCES AND SPECIFICATIONS, THE MORE STRINGENT REQUIREMENT SHALL TAKE PRECEDENCE. ALL EQUIPMENT AND MATERIALS PROVIDED OR INSTALLED UNDER THIS CONTRACT SHALL BE LISTED WITH THE APPROPRIATE CERTIFICATION AND STANDARDS AGENCIES INCLUDING BUT NOT LIMITED TO CSA, UL, FM, etc., AS REQUIRED FOR THEIR APPLICATION BY THE RELEVANT CODES AND AHJ. CONTRACTOR SHALL FOLLOW ALL HEALTH, SAFETY AND ENVIRONMENTAL REGULATIONS IN EFFECT.
 - 1.4. SUBMIT FOR APPROVAL LEGIBLE SHOP DRAWINGS IN ELECTRONIC PDF FORMAT WITHIN 5 WORKING DAYS OF AWARD OF CONTRACT. MATERIALS ARE NOT TO BE ORDERED UNTIL THE SHOP DRAWINGS HAVE BEEN REVIEWED BY THE ENGINEER. SHOP DRAWINGS ARE REQUIRED FOR THE FOLLOWING EQUIPMENT AND MATERIALS:
 1. PIPING MATERIAL
 2. INLET STRAINER AND HYDRANT OUTLET
 - 1.5. COORDINATION AND WORK SCHEDULE:
 1. CONTRACTOR SHALL COORDINATE THE WORK OF THEIR TRADE WITH ALL OTHER TRADES TO AVOID INTERFERENCES AND DELAYS AND SHALL ESTABLISH A DETAILED WORK PLAN WITH THE GENERAL CONTRACTOR AND OTHER TRADES AND SUBMIT TO OWNER. THIS WORK PLAN SHALL MEET WITH THE APPROVAL OF THE OWNER AND ENGINEER.
 2. MINIMIZE DISRUPTION TO BUILDING RESIDENTS.
 - 1.6. CONTRACTORS SHALL FAMILIARIZE THEMSELVES WITH EXISTING SITE CONDITIONS. CONTRACTOR MUST VERIFY EXISTING CONDITIONS, LOCATIONS AND DIMENSIONS ON
- SITE AS WELL AS VERIFYING THAT NO INTERFERENCES WILL ARISE BEFORE PROCEEDING WITH ANY PORTION OF THIS WORK. NO ALLOWANCES WILL BE MADE FOR FAILURE TO DO SO.
- 1.7. WHERE THERE IS A CONFLICT THAT REQUIRES CHANGES, REFER THE CONFLICT TO THE ENGINEER FOR RESOLUTION BEFORE SUCH INSTALLATION IS DONE. MINOR RELOCATIONS UP TO 10' SHALL BE DONE WITH NO EXTRA COST.
 - 1.8. EQUIPMENT INSTALLATION:
 1. INSTALL ALL EQUIPMENT SO AS TO ALLOW ACCEPTABLE ACCESS FOR MAINTENANCE AND SERVICING. PROVIDE MEANS OF ACCESS TO EQUIPMENT.
 2. INSTALL ALL EQUIPMENT AND SPECIALTIES IN ACCORDANCE WITH MANUFACTURERS' RECOMMENDATIONS AND INSTRUCTIONS.
 - 1.9. ANCHOR BOLTS AND TEMPLATES: MECHANICAL CONTRACTOR TO PROVIDE ALL ANCHOR BOLTS AND TEMPLATES AS REQUIRED BY EQUIPMENT MANUFACTURER FOR INSTALLATION OF EQUIPMENT.
 - 1.10. PROTECTION OF OPENINGS:
 1. PROTECT ALL EQUIPMENT, PIPING AND OPENINGS FROM DIRT, DUST AND DEBRIS.
 - 1.11. PERMITS: CONTRACTOR SHALL OBTAIN AND PAY FOR ANY PERMITS REQUIRED FOR LOCAL CODES AND REGULATIONS AND ARRANGE FOR ALL NECESSARY INSPECTIONS.
 - 1.12. WARRANTY: PROVIDE A WARRANTY AGAINST DEFECTS IN MATERIALS, EQUIPMENT AND INSTALLATION WORKMANSHIP FOR ALL COMPONENTS INSTALLED AND/OR SPECIFIED HEREIN FOR ONE YEAR FROM THE DATE OF FINAL ACCEPTANCE. SUBMIT WARRANTY LETTER FOR OWNER/ENGINEER FOR REVIEW.
 - 1.13. PAINTING: PROVIDE ONE COAT OF CORROSION RESISTANT PRIMER PAINT TO FERROUS SUPPORTS AND SITE FABRICATION WORK. RESTORE TO NEW CONDITION ALL FINISHES WHICH HAVE BEEN DAMAGED.
 - 1.14. FIRESTOPPING:
 1. REAPPLY WITH SAME PRODUCT, WHERE APPLICABLE
 - 1.15. CUTTING AND PATCHING:
 1. GENERAL CUTTING AND PATCHING AS A RESULT OF THE WORK DONE UNDER THIS CONTRACT SHALL BE PERFORMED BY MECHANICAL CONTRACTOR.

2. MAKE EVERY EFFORT TO MINIMIZE CUTTING AND PATCHING AND COORDINATE WITH OTHER TRADES.

- 1.16. ACCEPTABLE MATERIALS:
 1. ITEMS NAMED AND/OR SPECIFIED ON THESE DRAWINGS MEET ALL REQUIRED PERFORMANCE AND QUALITY CRITERIA AND ARE ACCEPTABLE TO THE OWNER/ENGINEER. SUBMITTED EQUIPMENT MUST EQUAL OR EXCEED THE SPECIFIED EQUIPMENT IN FUNCTION, PERFORMANCE AND QUALITY.
 2. ALL EQUIPMENT SUBMITTED MUST MEET ALL OF THE REQUIREMENTS LISTED ON THE DRAWINGS AND SPECIFICATIONS.

- 1.17. CLEANING:
 1. REMOVE ALL TOOLS AND WASTE MATERIALS UPON COMPLETION OF THE WORK AREA AND LEAVE IN A CLEAN AND ORDERLY CONDITION.
 2. CLEAN-UP WORK AS WORK PROGRESSES AND AT THE END OF EACH WORKING DAY.
 3. REMOVE ALL TOOLS, MATERIALS AND WASTE FROM EACH APARTMENT UNIT AS THE WORK PROGRESSES.

- 1.18. EXTRAS: IN THE EVENT OF EXTRA OR ADDITIONAL WORK BEING REQUIRED DURING THE PROGRESS OF THE WORK, THE MECHANICAL CONTRACTOR SHALL ISSUE A QUOTATION WITH A BREAKDOWN SHOWING THE COST OF LABOUR AND MATERIALS AT THE TIME THE WORK IS REQUIRED, PLUS THE STIPULATED MARKUP. UNLESS THESE ARE APPROVED AND A PROPER CHANGE NOTICE ISSUED, NO EXTRA WILL BE PAID.

2. EQUIPMENT:

2.1. PVC SANITARY & STORM PIPING:

1. PVC DWV 25-50: WITH SOLVENT WELD JOINTS WITH FLAME SPREAD NOT MORE THAN 25 AND SMOKE/DEVELOPED CLASSIFICATION NOT MORE THAN 50.
1. PIPE AND FITTINGS BY ONE MANUFACTURER.
2. ACCEPTABLE MATERIAL:
 1. PE-X SYSTEM 8" RTR 15-50
 2. PVC DWV: WITH SOLVENT WELD JOINTS



REVISIONS		
DESCRIPTION	REV NO.	DATE
ISSUED FOR TENDER	1	29-AUG-2025
-	-	-
-	-	-
-	-	-
-	-	-
-	-	-
-	-	-
-	-	-
-	-	-
-	-	-



SYDNEY 109B - 45 WABANA CRT
SYDNEY, NOVA SCOTIA
CANADA, B1P 0B9
PH: 1-902-539-8722

HALIFAX 313 - 380 BEDFORD HWY
HALIFAX, NOVA SCOTIA
CANADA, B3M 2L4
PH: 1-902-832-2925

W: WWW.TRIMACENG.CA
E: TRIMAC@TRIMACENG.CA

DRAWN BY:	CHECKED BY:	SCALE:
STAFF	GS	AS NOTED
CLIENT:		
MUNICIPALITY OF EAST HANTS		DATE: MAY 01 2025
		SHEET SIZE: ARCH-D

PROJECT NAME:
**EAST HANTS AQUATICS CENTRE -
STORM WATER UPGRADES**

DRAWING NAME:
**MECHANICAL PLAN, DETAILS, &
SPECIFICATIONS**

DRAWING NUMBER:
700